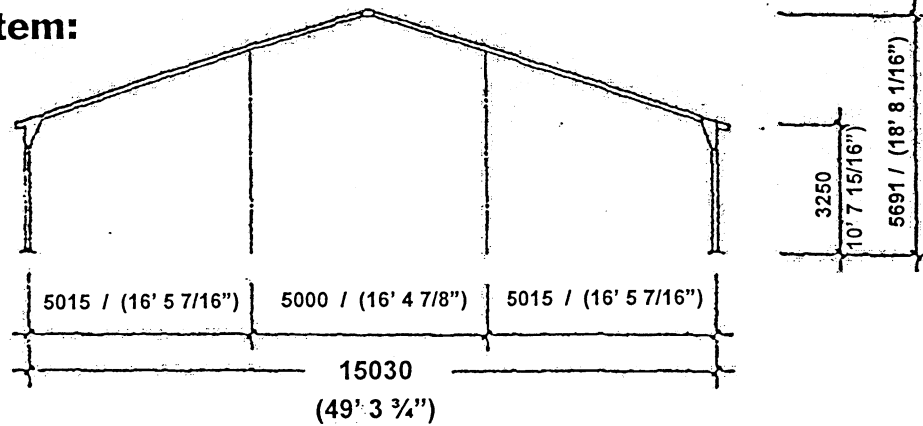
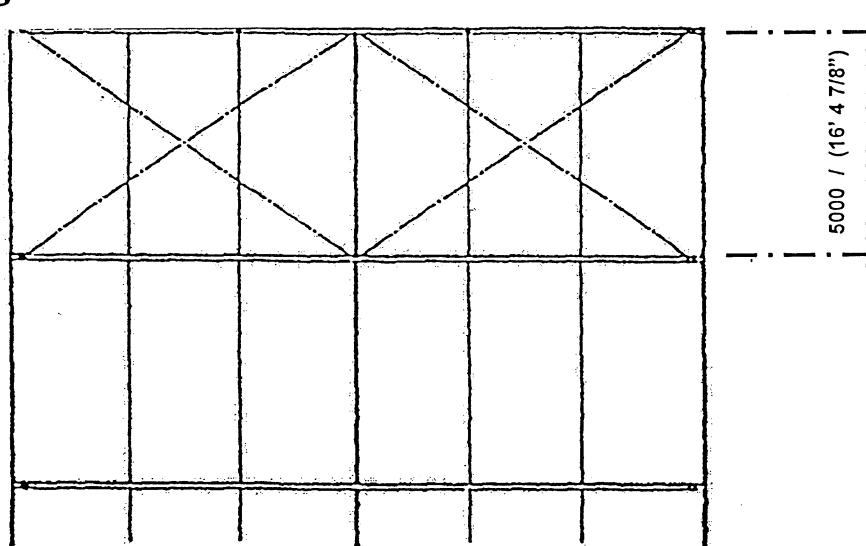


easyflex 15,2/340 (50' - 11' uprights)

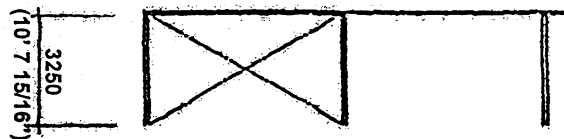
frame system:



roof bracing:



vertical bracing:



Width:	15.03 m (49' 3 3/4")
Eave height:	3.25m (10' 8")
Ridge height:	5.691m (18' 8")
Truss distance:	5000mm (16' 4 7/8")
Rafter profile:	120 x 150mm (4 3/4" x 6")
Gable profile:	120 x 120mm (4 3/4" x 4 3/4")
Roof slope:	18 degrees