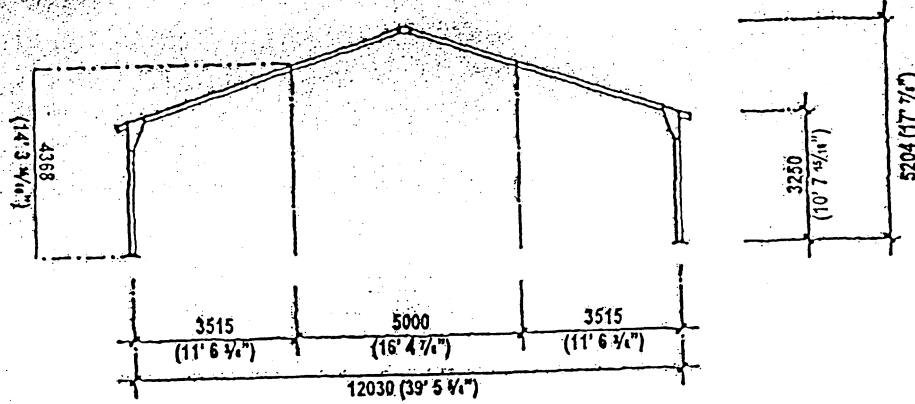
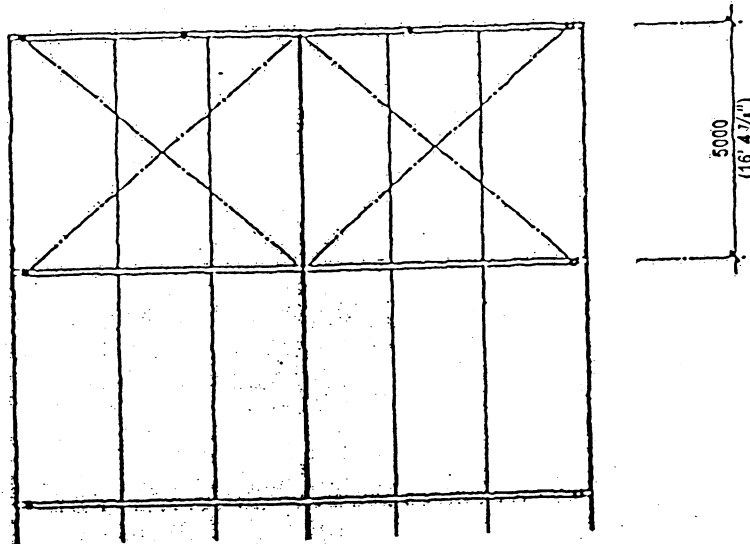


Easyflex 12,2/340
(40' - 11' uprights)

frame system:

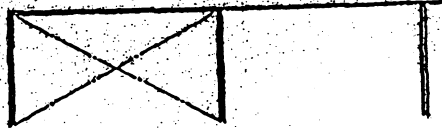


roof bracing:



vertical bracing:

rope bracing:



Width:	12.03 m (39' 5 5/8")
Eave height:	3.25m (10' 8")
Ridge height:	5.204m (17' 7/8")
Truss distance:	5000mm (16' 4 7/8")
Rafter profile:	120 x 150mm (4 3/4" x 6")
Gable profile:	120 x 120mm (4 3/4" x 4 3/4")
Roof slope:	18 degrees